

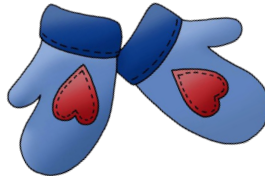


Sunday	Monday	Tuesday	Wednesday	Thursday	Friday	Saturday
	1 Talk about how the trees look outside. Are there any that still have leaves?	2 Lay on your stomach and pretend to fly!	3 Spread shaving cream on the shower wall and have your child write letters in it.	4 Sing the alphabet song while washing your hands.	5 Read <i>The Mitten</i> by Jan Brett. Pay attention to the pictures on the sides of the pages.	6 Trace your child's hand, keeping fingers together, to make a mitten shape. Have your child color the mitten.
7 When reading together, talk about the pictures in the book.	8 Sprinkle some sugar on a cookie sheet and write letters in the sugar!	9 Sing a song at bedtime.	10 Take a winter I-Spy walk! What can you spot? Snow? Birds?	11 Read "A Chubby Little Snowman" fingerplay and do the motions together. (words on back)	12 Be a letter detective and find certain letters in a book or a magazine.	13 Sing "Twinkle, Twinkle Little Star." Look for stars in the sky tonight!
14 Make a card and give it to someone special. Draw yourself inside!	15 Sing "If You're Happy and You Know It" with motions. (lyrics on back)	16 Build a fort with blankets or sheets and have fun inside!	17 Crumple some paper balls and play catch with "snowballs!"	18 Share a new bedtime story.	19 Talk about how some trees are decorated outside. Do you like lights on trees?	20 Sing "Jingle Bells" together. Find something to shake and make noise while you sing! (lyrics on back)
21 Have your child dictate a story to you while you write it down.	22 Use toys or socks and put on a "puppet" show.	23 Tell your child a story about their grandparents.	24 Talk to your child about how your family celebrates events/holidays.	25 Play with an empty box! What can you make or do with it?	26 Have some quiet reading time today.	27 Sing "It is Snowing." (lyrics on back)
28 Practice drawing different shapes. 	29 Talk about your favorite things to do.	30 Visit the Library to get the January activity calendar or visit our website <a href="http://farmlib.org/for-kids">farmlib.org/for-kids</a>	31 Try counting backwards! 10...9...8...7...			

talk • sing • read • write • play

These are five of the best practices to prepare children to read. Have fun with your child!

# Songs, Rhymes & Fun Activities

Children learn best by doing. Have fun together!



Build a fort with blankets or sheets and have fun inside.

## A CHUBBY LITTLE SNOWMAN

A chubby little snowman (*Hold arms out in front to make a chubby stomach.*)  
Had a carrot nose. (*Point to nose.*)  
Along came a bunny, (*Make a bunny with your fingers. Make it hop.*)  
And what do you suppose? (*Shrug shoulders; hold out hands, as if to question.*)  
That hungry little bunny, (*Rub stomach.*)  
Looking for his lunch, (*Hold hand above eyes, as if searching for something.*)  
Ate that snowman's carrot nose... (*Pretend to eat.*)  
Nibble, nibble, crunch!!



Spread shaving cream on the shower wall and have child write letters in it.



## IF YOU'RE HAPPY AND YOU KNOW IT

If you're happy and you know it, clap your hands (clap clap)  
If you're happy and you know it, clap your hands (clap clap)  
If you're happy and you know it, then your face will surely show it  
If you're happy and you know it, clap your hands. (clap clap)

### Continue with these verses:

If you're happy and you know it, stomp your feet (stomp stomp)  
If you're happy and you know it, shout "Hurray!" (hoo-ray!)  
If you're happy and you know it, do all three  
(clap-clap, stomp-stomp, hoo-ray!)

Trace around child's hand, keeping fingers together, to make a mitten shape. Have child color the mitten.



Read "The Mitten" by Jan Brett. Pay attention to the pictures on the sides of the pages.

## IT IS SNOWING

Sung to: "Frere Jaques"

It is snowing, it is snowing  
All around, all around -  
Soft and quiet snowflakes,  
Soft and quiet snowflakes,  
Not a sound, not a sound.



Sprinkle some sugar on a cookie sheet and write letters in the sugar!

## JINGLE BELLS

Jingle bells, jingle bells,  
Jingle all the way,  
Oh what fun it is to ride  
In a one-horse open sleigh, hey!

Jingle bells, jingle bells,  
Jingle all the way,  
Oh what fun it is to ride  
In a one-horse open sleigh.

Your Library has many resources to help you talk, sing, read, write and play with your child. Visit us soon!

**FCL Farmington Hills:** 32737 W. 12 Mile Rd. Farmington Hills, MI 48334 Children's Dept: (248) 848-4315

**FCL Farmington:** 23500 Liberty St. Farmington, MI 48335 Children's Dept: (248) 473-3118

