





Early literacy begins with you and your child. Help your child get ready to read by doing simple activities every day.

# April 2026

Sunday	Monday	Tuesday	Wednesday	Thursday	Friday	Saturday
			1 Sing "Rain is Falling." (lyrics on back)	2 It is spring - talk to your child about the changes outside.	3 Point out and read words you find in your house - on shirts, food labels, or your walls.	4 Play color "I spy," and find different colored items in a room.
5 Read a book and then act out the story with puppets or dolls.	6 Sing the "Little Ducks" song. (lyrics on back)	7 Make patterns with clocks or other toys.	8 Say and do the "Rain" action rhyme. (words on back)	9 Scribble with crayons!	10 Pretend you are jumping in a puddle! Splash!	11 Look at an animal book and talk about the sounds each animal makes.
12 Count how many times you can hop on one foot.	13 Talk about feeling words - happy, sad, scared, lonely, mad.	14 Draw a picture of yourself.	15 Sing "Row, Row, Row your Boat." Repeat it with other ways to row, such as quickly, slowly, or wildly!	16 Read a book with your child. Give him/her a chance to talk, or babble, about the book.	17 Create a simple book by stapling a few pages together. Write your own story.	18 Sing the "Spring Song" (lyrics on back)
19 Take a walk and talk about the green things you see.	20 Pretend to be a tightrope walker! Walk on a string or a piece of tape on the floor.	21 Read the "Humpty Dumpty" rhyme and point out the rhyming words wall and fall; men and again.	22 Using scissors is a great way to build hand strength. Try cutting paper or playdough!	23 Draw big circles and little circles in different colors.	24 Talk about traffic lights and what the red, green and yellow colors mean.	25 Sing the ABCs while taking a bath.
26 Take a walk and look for bugs!	27 Poke cut up straws into playdough. Make letters or be creative!	28 Children learn through repetition. Sing your favorite song several times today!	29 Draw a picture of what you can see from a window in your house.	30 Visit the Library to get the May activity calendar or visit our website <a href="http://farmlib.org/for-kids">farmlib.org/for-kids</a>		

talk • sing • read • write • play

These are five of the best practices to prepare children to read. Have fun with your child!

# Songs, Rhymes & Fun Activities

Children learn best by doing. Have fun together!

## Rain is Falling

**Tune: "Are You Sleeping?"**

Rain is falling, rain is falling,  
All around, all around,  
Pitter, patter, raindrops,  
Pitter, patter, raindrops,  
Hit the ground.  
Hit the ground.

## Rain

Rain on the green grass,  
(Make rain motions with fingers down near floor)  
Rain on the trees,  
(Make rain motions with fingers up high in air)  
Rain on the rooftop,  
(Make rain motions with fingers above head)  
But not on me!  
(Shake head and point to self)

## Humpty Dumpty

Humpty Dumpty sat on a wall,  
Humpty Dumpty had a great fall;  
All the king's horses and all the king's men  
Couldn't put Humpty together again.

## Little Ducks Song

**Tune: "London Bridge"**

Little ducks go quack, quack, quack,  
Quack, quack, quack,  
Quack, quack, quack,  
Little ducks go quack, quack, quack,  
In the springtime.

## Spring Song

**Tune: "The Farmer  
in the Dell"**

The sun is shining bright,  
The sun is shining bright,  
Oh, how I love the warmth,  
The sun is shining bright.

The rain is falling down,  
The rain is falling down,  
Oh, how I love the sounds,  
The rain is falling down.

The flowers start to bloom,  
The flowers start to bloom,  
Oh, how I love the sight,  
The flowers start to bloom.



Find and read a story that includes rain.



Make patterns with blocks or other toys.



Using scissors is a great way to build hand strength. Try cutting paper or playdough!



Poke cut up straws into playdough. Make letters or be creative!

Your Library has many resources to help you talk, sing, read, write and play with your child. Visit us soon!

**FCL Farmington Hills:** 32737 W. 12 Mile Rd. Farmington Hills, MI 48334 Children's Dept.: (248) 848-4315

**FCL Farmington:** 23500 Liberty St. Farmington, MI 48335 Children's Dept.: (248) 473-3118