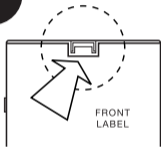



1



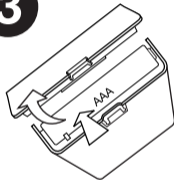
Locate the battery cover snap located on the front of the unit.

2



With your finger or a coin pry upwards on the battery cover snap.

3



Remove the cover and replace the AAA battery.

4



Replace cover by aligning back edge into back of player, and snapping front into place.